

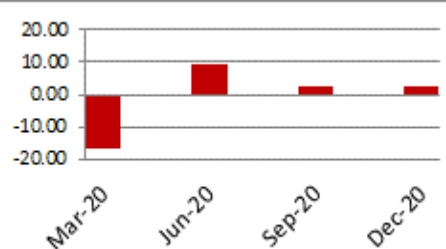
KAPLAN MASTER INCOME FUND

Investment Report – December 2020

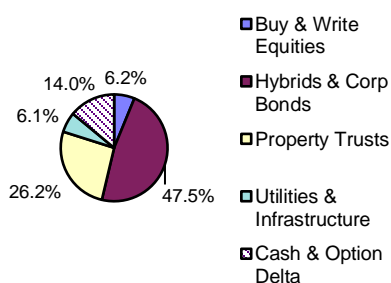
Investment Objective

The investment approach of the Manager is active, value orientated, risk averse and disciplined. The objectives of the Fund are to provide returns in excess of money market instruments by investing, tax effectively, in bonds, preference shares, bank shares, high yielding industrial shares, fixed interest securities and property trusts.

% Quarterly Returns



Fund Allocation



Fund Details

| | |
|-------------------|--------------------------|
| Unit Price | \$0.8590 ex dist* |
| Application Price | \$0.8612 ex dist* |
| Redemption Price | \$0.8568 ex dist* |

| | |
|-------------------------------|------------------|
| *Distribution 31/12/20 | \$0.01107 |
| Distribution 30/06/20 | \$0.01690 |

Fund Size \$18m

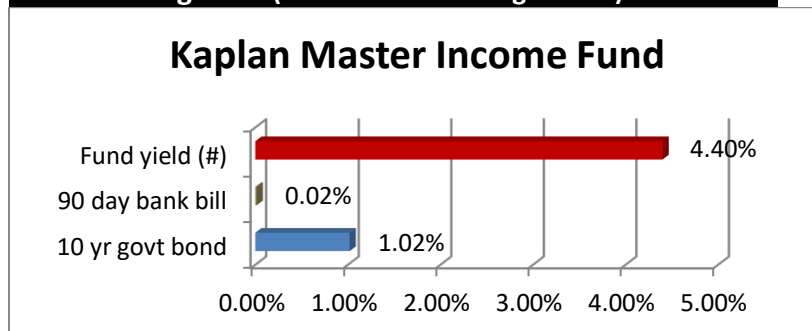
Minimum Investment \$500,000
Professional Investor min. \$50,000

Buy/Sell Spread 0.50%
Management Fee 1.0%pa
Performance Fee 15%
(on excess return)

Manager

Kaplan Funds Management Pty Limited
AFS Licence 240815
Suite 607, 180 Ocean Street,
Edgecliff, NSW 2027 Australia
www.kaplanfunds.com.au

Fund Running Yield (inclusive of franking credits)



Fund yield is calculated as the percentage income entitlements from investments including franking credits over the current 12 month period but excludes option premium income

% Performance to 31 December 2020 (excluding franking credits)

| | Incept %pa [^] | 10Yr %pa | 5 Yr %pa | 3 Yr %pa | 2 Yr %pa | 1Yr %pa | FYTD % | Qtr % | Mth % |
|------------------------------|-------------------------|-------------|-------------|-------------|-------------|--------------|-------------|-------------|-------------|
| Return after all fees | 6.05 | 6.67 | 4.84 | 2.39 | 2.18 | -4.62 | 4.91 | 2.55 | 0.87 |
| 1-year swap rate | 4.02 | 2.26 | 1.43 | 1.14 | 0.74 | 0.26 | 0.04 | 0.01 | 0.003 |
| Relative Performance | 2.03 | 4.41 | 3.42 | 1.24 | 1.44 | -4.88 | 4.87 | 2.54 | 0.87 |

[^] Inception date 29/5/98. FYTD= financial year to date

Composition of Fiscal Year Returns

| 12mths to 30 June | <u>2014</u> | <u>2015</u> | <u>2016</u> | <u>2017</u> | <u>2018</u> | <u>2019</u> | <u>2020</u> |
|----------------------|---------------|--------------|--------------|--------------|---------------|--------------|----------------|
| Distribution | 6.31% | 4.44% | 4.96% | 4.30% | 4.12% | 3.94% | 3.12% |
| Capital gain* | <u>5.63%</u> | <u>0.92%</u> | <u>2.29%</u> | <u>4.50%</u> | <u>-0.73%</u> | <u>5.96%</u> | <u>-10.50%</u> |
| Total return | 11.94% | 5.36% | 7.25% | 8.80% | 3.39% | 9.90% | -7.38% |

* unrealised capital gain

***Past Performance is not indicative of future performance.** Neither the Manager nor any of its associates are liable for or guarantee performance or repayment of capital of the Fund. Applications for the Fund are only available by completing the form attached to the Fund's Information Memorandum available from the Manager. We believe the information displayed is accurate and reliable, but no warranty of accuracy or reliability is given and no responsibility arising in any way for errors or omissions is accepted by Kaplan Funds Management Pty Limited.